

Sewing & Fashion

The Beginner's Guide to Dressmaking Easy Techniques and 8 Fun Projects Julia Hincks

Julia Hincks starts with the complete basics, covering everything you need to get going: discover the essential tools and materials, how to set up your machine, how to read a sewing pattern, make seams, understitch and sew different pockets. Clear step-by-step photographs and easy-to-follow instructions make it accessible for all. The 6 projects (shorts or trousers, simple skirt, skirt with pockets, vest, dress, robe) are carefully chosen to teach you new skills each time, so that you can build up your confidence through practice. Full-size, full-colour pull-out patterns are included, graded in 7 sizes from XS to XXXL.

\$39.99 Paperback 260 x 205mm 144pp 260216



The Pattern-Free Wardrobe 10 Simple Dressmaking Projects Kimberley Hind

Create and customize your own stylish capsule wardrobe... without using dressmaking patterns! Use simple, beginner-friendly techniques to sew 10 stylish, versatile and contemporary garments. • Choose the right fabrics for the look and finish you want and accurately take your body measurements so that your clothes fit in just the right way • Everything is shown visually: from seaming, hemming, shirring, adding ruffles and finishing your garments • All 10 beginner-friendly projects are visually explained step-by-step: choose from skirts, trousers, tops, dresses, shorts and a jacket • The projects are looser fitting to suit any body shape, and can be customized for your preferred style: adapt.

\$39.99 Paperback 260 x 205mm 144pp 260155



Workwear Timeless Sewing Patterns for a Practical Wardrobe Carolyn Denham, Merchant & Mills

Discover the timeless and utilitarian world of Merchant and Mills, designed to help you create a practical and stylish unisex wardrobe from scratch. This collection features four styles with seven variations for versatile workwear garments, perfect for everyday wear and crafted with precision. The step-by-step instructions and inspiring photography guides you through the design process. From calico toiles to full-size patterns for a blazer, worker jacket, skirt, dress shirt, and draw-string trousers, you'll learn how to adapt these unisex designs to suit your personal style. Each garment is modeled by talented artisan makers in their creative habitats, reflecting Merchant and Mills' ethos of beautiful, enduring pieces. The book showcases how different fabric choices can transform each garment, offering endless possibilities for customization and showing you how to truly make each piece your own. Discover how to create versatile, long-lasting clothes that are made to be worn and cherished.

\$54.99 Hardback 260 x 210mm 192pp 260138



Sewing Clothes for Barbie Revised Edition 50 Modern Designs for Fashion Dolls Annabel Benilan

Here is a revised edition of the official Barbie sewing book, featuring 50 stunning garments, all with full-size templates and easy-to-follow sewing instructions! • Sew Barbie this cute wardrobe of 50 stylish garments. • The projects contain step-by-step instructions and full-size patterns for petite, curvy, tall or original Barbie. • The techniques used are simple and the outfits can be sewn by hand or on the machine. • These are ideal projects for upcycling old clothes or making use of scraps of fabric from your stash.


\$19.99 Paperback 225 x 195mm 128pp 260030



Mending Life A Handbook for Repairing Clothes and Hearts Nina & Sonya Montenegro

Learn the art of visible mending to repair the clothes and belongings you love! *Mending Life* is a beautiful modern sewing and mending guide that encourages us to break free from the fast fashion industry by repairing our clothes rather than discarding them. Along with DIY and how-to illustrations and tutorials, you'll find heartfelt stories by the authors that encourage you to change your consumption habits, celebrate a sustainable, intentional lifestyle and demonstrate mending as a powerful act that not only strengthens the object we are repairing, but ourselves as well. Extend the life of your favourite clothes and beloved household items with mending with this timeless and practical guide.

\$44.99 Paperback 215 x 185mm 224pp 250508



500 Sewing Tips, Tricks, Techniques, and Hacks Must-Have Manual for Easy and Accurate Sewing Ashley Hough

This book is a sewer's dream – like having every tip and trick you've ever seen all in one book! • 500 sewing tips presented in a concise, easy-to-understand manner, from bite-sized tricks to unconventional hacks • Arranged by category, including pockets, zippers, bindings, edges, buttons, buttonholes, curves, corners and more • Photo step-outs are easy to follow and provide a foolproof approach • The perfect gift for the sewist, stitcher, or quilter who has everything.

\$39.99 Paperback 230 x 180mm 280pp 250246



Can Do Picks

Embroider the Bayeux Tapestry Transfer and Stitch 25 Historic Scenes Featuring Kings, Knights, Horses and More Mia Hansson

Bring the Bayeux Tapestry to life by embroidering historic scenes featuring bishops, knights, trees, dragons, horses and, of course, King Harold with the fateful arrow in his eye. Discover creative insights into the craftsmanship and skill used to create one of the most significant cultural artefacts in the world and recreate key parts of it for yourself using simple stitches and full-size iron-on transfers. Choose from the 25 iron-on transfer designs: simply cut them out and iron them on to your fabric, giving you precise outlines and a shortcut to stitching. The book contains a complete guide to tools and materials and illustrated step-by-step instructions for working the four stitches along with advice on using the transfers and planning your stitch journey.

\$49.99 Hardback 260 x 205mm 144pp 260158



Sashiko: The Untold Story The History, Technique and Philosophy Behind Japanese Hand-Stitching Atsushi Futatsuya

Sashiko has become a popular buzzword in the fashion and craft world, often oversimplified in its mainstream adoption. *Sashiko: The Untold Story* offers a rich history and philosophy of Sashiko, exploring its stitches, traditions and proper application. The book delves into its origins and addresses the cultural appreciation of this craft. Through captivating location photography, decorative illustrations and personal stories, the author reveals the wisdom, mindset and techniques behind Sashiko. More than just a skill or style, Sashiko embodies a deeper essence found in the spaces between the stitches. This thoughtfully crafted guide is a must-have for all hand stitchers eager to delve into the art of Sashiko.

\$36.99 Hardback 235 x 155mm 176pp 260136



Gertie Sews Glam Knits Turn Simple Techniques into Showstopping Designs Gretchen Hirsch

Gretchen Hirsch teaches you how to stitch knit fabrics with ease (and without special equipment). There are few books available on sewing with knit fabrics, and even fewer that offer both instruction and patterns for coveted vintage styles that are sized to fit modern figures. The first section focuses on sewing different types of knit fabrics, decoding stretch percentages, stabilizing and finishing, fitting and more. Part two is all about the wardrobe, offering six downloadable patterns, plus variations, including '30s-style tap pants and halter top, a classic '50s jewel neck top and pencil skirt, beachy pants, a bishop-sleeve blouse and more.

\$59.99 Hardback 255 x 205mm 192pp 260333



Mending Handbook Repair & Restore Fabric & Textiles Shannon Roudhán & Jason Bowlsby

Reclaim your favourite clothes with a modern take on traditional mending techniques. Explore expert tips for tricky fabrics, creative fixes and no-sew solutions, ensuring you're ready for any repair. With detailed instructions and 50 embroidery and mending stitches, the *Mending Handbook* turns mending into a modern, stylish art form. • Refresh and renew your favourite clothes, saving money and reducing waste • Discover how to make stylish repairs using darning, patches, reinforcements, eye-catching sashiko and boro stitches and more • Learn how to easily fix your garments using buttons, hems, emergency repairs and no-sew tricks that will have your clothes looking their best!

\$44.99 Paperback 255 x 205mm 128pp 260021



Order online www.candobooks.com.au

Gift certificates available too!

Quilting, Patchwork & Appliqué

1930s Quilts Explore the Creativity of the Great Depression Era with 10 Stunning Step-by-Step Carolyn Forster

In this unique and beautiful book, Carolyn Forster explores and celebrates the incredible designs created by America's quiltmakers during the 1930s. Nearly one hundred years on, their ingenuity still contains inspiration for quilters around the world. This book features: • A small historical chapter sets the scene, describing the fascinating and tumultuous backdrop of the quilts and their makers • 10 themed quilts to sew, each inspired by a different key feature of 1930s quilting from using repurposed feedsacks and upcycled linens to key piecing and quilting styles, plus the use of redwork embroidery • Every quilt project includes a detailed requirements list, clear step-by-step instructions with construction diagrams, and beautiful photographs of the finished quilt • Full-size templates are included.

\$59.99 Paperback 280 x 215mm 200pp 260217



Quilted: From Pattern to Patchwork Personal and Professional Stories Janine Vangool

The world of quilting is vast, with an infinite range of aesthetics, influences, heritage and culture. Quilting reminds us of the artistry and ingenuity of our ancestors and allows us to explore our natural creativity. The craft slows us down in an ever-busy world and connects us to a welcoming community of kindred spirits. With in-depth profiles and stories of individual quilts, this book pieces together quilters from professional connections and friendships that Janine Vangool has made over her years of publishing *UPPERCASE* magazine and designing three fabric collections for Windham Fabrics.

\$80 Paperback 205 x 170mm 384pp 200906



The Charm of Quilts: Feathering the Nest 4 Brigitte Giblin

Brigitte Giblin continues to be inspired by old quilts and fabrics and a love of hand sewing. In *The Charm of Quilts: Feathering the Nest 4*, she features 14 quilts and 2 small projects with detailed instructions and full-size templates. Printed in full colour throughout and with lay flat, spiral binding, this book is sure to inspire.

\$75 Spiral Bound Paperback 300 x 210mm 200pp 250195



All-New 20 to Make: One-Patch Quilts Carolyn Forster

Carolyn Forster presents 20 different patchwork shapes, from triangles and diamonds, to tumblers, clamshells and apple cores, each made up into an attractive one-patch design. The designs are perfect for working on-the-go, and for each of the 20 shapes you get: • A full-size template, ready to trace off and use • Piecing instructions to help you put together your one-patch designs with ease • Layout variations to inspire you to use each shape in numerous ways • Clear photographic visuals showcasing Carolyn's chosen layout and fabric. A complete quilting primer makes this book accessible for beginners, with advice on scaling the templates up and down, and both hand and machine sewing. Also included is a complete one-patch quilt project, with full making-up instructions and sumptuous photography, created using a selection of the one-patch blocks, and easy to adapt.

\$19.99 Hardback 210 x 150mm 64pp 250075



Ultimate Quilt Block Design Set Mix & Match 180 Corner, Side & Center Units for Dynamic Designs

Design complex quilt blocks with ease using the *Ultimate Quilt Block Design Set*! This versatile set includes 180 mix-and-match corner, side and centre units that can be rearranged endlessly to create unique and creative quilt blocks. Printed in grayscale to illustrate the value placement and numbered to correspond to the included charts, all of the block units are designed with simple squares and half-square triangles for stress-free sewing! The 36-page booklet features instructions and inspiration, cutting charts for multiple block sizes (12, 16, 24, 32 inch), and a convenient index.


\$42.99 Boxed Set 260020



Pieced Kaleidoscope Quilt Blocks Stunning Designs and Endless Inspiration for Fussy Cut EPP Patchwork Lydia Cheney

Lydia Cheney is known as the Kaleidoscope Queen for her stunning and clever use of pattern and colour. Inside *Pieced Kaleidoscope Quilt Blocks*, you'll find enchanting and colourful patterns for your quilts while you learn how to assemble intricate designs through the art of English Paper Piecing (EPP). Whether you're a seasoned or a novice quilter, you'll find that the step-by-step guidance within will help you refine your fussy-cutting skills and confidently create kaleidoscope blocks like you've been at it for years. Or go beyond the scope of the theme to craft different motifs, including animals, hearts and feathers. In no time, you'll be quilting for small accent pieces like pillows or even building more ambitious, fully formed quilts.

\$39.99 Paperback 255 x 205mm 72pp 250251



Ultimate Encyclopedia of Fabrics & Unconventional Materials

Sew with 100+ Materials from Tricky to Tame *Annye Driscoll*

Discover how the right fabric, from the ordinary to the intricate, can transform any project – cut, pin, sew and finish a wide range of difficult materials with confidence. Learn how to successfully transfer patterns, prevent fabric mishaps and master techniques that suit each fabric's needs. • Conquer 100+ fabrics with ease and bring any creative vision to life – no material is off limits • Ideal for anyone working with a new fabric or unusual textiles that demand expert handling • Perfect for specialty fabrics and accessories, master silks, faux leathers and more.



\$64.99 Paperback 255 x 200mm 240pp 260019

Sew Felt Animals from Apple Blossom Wood

A Practical Guide to Sewing Heirloom Animal Dolls and their Clothing *Claire Bowman*

Featuring seven heirloom toy sewing patterns for 16 inch felt animal dolls and their beautifully detailed vintage clothing, all are based around the theme of Apple Blossom Wood, the fictional village where they live. • Each has back stories that are reflected in their outfits, really bringing their personalities to life • The full-size templates for the dolls and their garments are included • Features detailed step-by-step instructions and diagrams for the dolls and their wardrobes. The design of the clothing is very detailed with lots of tailored garments like waistcoats and shirts, offering a fun sewing challenge.



\$44.99 Paperback 275 x 210mm 120pp 250040

Artistic Dress at Liberty & Co

The Early Years *Anna Buruma*

With archival materials and previously unpublished pattern books, Anna Buruma navigates Liberty's role in artistic dress, examining how their idiosyncratic fashions of Greek and Roman style evening dress and medieval tea gowns translated into late nineteenth and early twentieth century fashionable dress. Liberty sustained their popularity through good taste and willingness to expand into new markets. From their flourishing commitment to Aestheticism to becoming a trail-blazer for the Art Nouveau movement which would emerge from it, *Artistic Dress at Liberty & Co* is the go-to source for the early history of Liberty's dress department.




\$72.99 Hardback 270 x 215mm 240pp 250659

Embroidery

Richly Stitched Landscape Embroidery

Mastering Thread Painted Scenes *Cassandra Dias*

Create magical landscapes that capture nature's beauty in every stitch! Discover the art of stitching majestic, swirling landscapes bursting with rich, thread-painted texture! *Richly Stitched Landscape Embroidery* teaches you to stitch stunning textile masterpieces that evoke the beauty of oil paintings. • Stitch seven detailed landscape patterns, from beaches to mountains or create your own stunning vistas after practicing with the ten tutorial patterns • Take thread painting to a new level, blending dozens of colours into dreamy, breathtaking vistas that look ready to be hung in a museum • With step-by-step instructions, colour guides and expert tips and techniques, these beautifully realistic landscapes are accessible to every embroidery artist.




\$54.99 Paperback 255 x 205mm 160pp 260022

Stumpwork Studio: Mastering 3-D Embroidery

15 Realistic Nature-Inspired Projects to Stitch *Megan Zaniewski*

The author employs a huge range of design features that bring the natural world to life in 15 thread-painted 3D projects. Stitch lifelike butterflies, dew-kissed leaves, vibrant flowers and charming animals that seem realistic enough to lift off the fabric. Or, skip the hoop completely: display your two-sided tree frog in a glass frame and your miniature orchid in a ceramic pot! With innovative combinations of beading, thread painting, wires, felting, fabric manipulation and more, you'll soon see that there are no limits when creating with stumpwork embroidery! • Each project includes clear, step-by-step instructions that bring 15 nature-inspired flora and fauna projects to life • Includes a wide range of amazing 3D stumpwork techniques that transform embroidery hoops into vibrant, sculptural art • The projects include a free-standing mushroom, an adorable hedgehog, intricate insects and gorgeous florals.




\$54.99 Paperback 255 x 200mm 160pp 260018

The Embroidery of Mexico

A Vibrant Celebration of Traditional and Modern Designs *Gimena Romero*

Part travelogue, part artistic meditation and part practical guide, this stunning book invites embroiderers of all levels to discover the living heritage of Mexican embroidery and make it their own. Gimena Romero takes you deep into the symbolic language of stitch, tracing its threads from indigenous communities to contemporary urban streetscapes. Discover: • Distinct regional styles • Experimental practices • Stitches, motifs and techniques • Practical guidance on tools, materials and transferring designs • 8 pages of full-size templates, ready to copy off and use.




\$49.99 Hardback 260 x 205mm 192pp 260156

The Bayeux Tapestry Embroiderers' Story

Jan Messent

Jan Messent's *tour de force* aims to shed light on the Tapestry's creation. The author draws upon her own experience as an embroiderer and artist to piece together all the clues she can find in the tapestry itself. This unique guide gives a thoughtful and researched explanation of how the tapestry was stitched. For this special collector's edition, a new preface has been written by the author, acknowledging the new discoveries that have been made since the book's initial publication 25 years ago.



\$49.99 Hardback 280 x 305mm 116pp 260154

RSN Stitch Bank: 200 Essential Embroidery Stitches

Susan Kay-Williams

The aim of the *RSN Stitch Bank* is to ensure that hand embroidery is not just kept alive, but flourishes into the future. This book aims to empower every embroiderer to create contemporary works informed and supported by centuries of experience. • All 200 stitches are fully explained with written instructions, illustrations and photographs. • To make the book as easy-to-use as possible, each stitch details the embroidery disciplines it is used for, and any alternative names. • The stitches have been divided across seven chapters, each covering a particular usage, from shading to edging, to make them easy to apply to your own work. This sumptuous book also showcases historical pieces from the RSN's unparalleled archive collection, with stunning photography and expert insight, bringing the skills, work and experience of the past to life.



\$75 Hardback 280 x 215mm 336pp 240499

Fibre Arts

Silk Screen Printing in the Home Studio

Angela Hall
This practical guide demystifies and simplifies silkscreen printmaking, and shows how accessible it is from the home. Each chapter explains a technique with basic equipment and materials, and reveals its many creative possibilities. Alongside step-by-step instructions and bold finished examples, the book encourages experimentation without the need for expensive or complex machinery, showing how these exciting techniques can be tried successfully at home.



\$65 Paperback 260 x 215mm 176pp 260330

Cute Animals to Needle Felt

20 Easy Projects *Roz Dace & Judy Balchin*

Whether you're a seasoned needle-felter or a curious beginner, the easy-to-follow and completely visual step-by-step tutorials will guide you through the process with ease so that you can sculpt your own needle-felted animals to gift or love! Inside you'll find: • 20 super-sweet animal projects including snuggly mice, fluffy sheep, lovable lions, happy hedgehogs and giggly guinea pigs, each with their own miniature baby version • Expert tips and tricks • A clear explainer of all the tools and materials you'll need • A comprehensive techniques section • Full-size templates.



\$39.99 Paperback 260 x 205mm 144pp 260348

Macramé Craft Stylish Knotted and Crocheted Decorations, Jewelry, and Accessories

Lucy Hopping
Lucy Hopping has reimagined the timeless art of macramé for the modern maker with a collection of projects for every mood and occasion. Adorn yourself with a chic golden collar necklace, beaded bracelets or boho-inspired earrings. Transform a lucky stone into a pendant wrapped in bright knots, fashion your favourite fabric into a quirky macramé belt, or craft vibrant friendship bracelets for friends, each one in a different colour. Each project uses easy-to-find materials like embroidery floss, yarn, ribbon and beads, with clear step-by-step artworks and helpful tips to guide you. Start with simple projects and gradually progress to more intricate designs, mastering new techniques along the way.



\$39.99 Paperback 275 x 210mm 144pp 250549

Profile Drafting for Handweavers Designs, Projects, and Expert Tips for Turning Your Ideas into Weave Structures

Deb Essen
Deb Essen unlocks the mystery of profile drafting and breaks down the process into easy-to-understand information, illustrating how profile drafting works and how one profile draft can be made into multiple weave structures. You'll learn to create and use profile drafts and translate them into 14 weave structures. You'll also find projects for each structure which allow you to practice the drafts and structures as well as key components (such as the tie-ups for the treadles) so that you can gain a clear understanding of how the process works.



\$80 Hardback 280 x 215mm 192pp 250714

Journal with Thread Sew Your Own Stories in Fabric and Thread with this Practical Guide

Jessie Chorley

Jessie Chorley explains how to combine treasured items of fabric, threads and notions with techniques including simple patchwork, hand embroidery and appliqué, to create a unique, hand-stitched book to treasure forever. Features include: • Step-by-step instructions for how to make the fabric journal measuring 20cm x 20cm • Four seasonal hand drawn motifs on iron-on transfer paper that can be used as the basis of the designs • Four further motifs which are intended for the inside and outside covers • A large selection of smaller motifs including alphabet and number motifs which can be used to mark people, places and dates.



\$49.99 Hardback 230 x 215mm 128pp 240122

Landscape Rug Hooking

A Painterly Approach to Creating the Landscapes You Love *Deanne Fitzpatrick*

Master the art of hooking the land, sea and sky in this inspiring guide to making contemporary fibre art that's completely personalized and expertly rendered. Express your own style in yarn and cloth as you learn to turn your vision into a strong line-based design. Then, chapter by chapter, master the specifics of hooking effective, motion-filled horizons, landforms, water, trees, skies – even buildings and people. The author provides: • Detailed walk-throughs of six projects, such as *Tiny Landscape* and *Sunset Cottages* • Instructions for six core techniques, such as traditional outlining, sketchbook use and creating mixes • Inspiring photos of 148 artworks to draw on for learning and ideas • Ways to embrace self-care in your time crafting and being outdoors.




\$80 Hardback 255 x 255mm 132pp 250712

Felt Sheets

Pure Wool Felt Sheets

Made in The Netherlands from 100% pure new wool that is naturally non-flammable, dirt repellent and nontoxic, the texture is very consistent. The felt is approximately 1mm thick and is perfect for appliqué, toy-making and all sorts of craft projects. A small sample of the over 100 colours available is shown below. Search **pwfs** on the website to see all instock colours.

\$6 each 300 x 200mm Use the product code below the image



Grey Mixed
PWFS-G1-6

Corn Yellow Mixed
PWFS-G1-003

Army Green Mixed
PWFS-G1-448



Dark Grey Mixed
PWFS-G1-8

Honeydew Green
PWFS-86

Light Coral Pink
PWFS-84



Dark Blue Mixed
PWFS-G1-539

Light Cyan
PWFS-80

Antique Pink
PWFS-26



Purple
PWFS-30

Pale Peach
PWFS-69

Lilac
PWFS-31



Frog Green
PWFS-79

Salmon
PWFS-18

Corn Yellow
PWFS-03